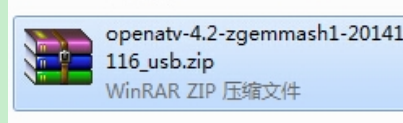
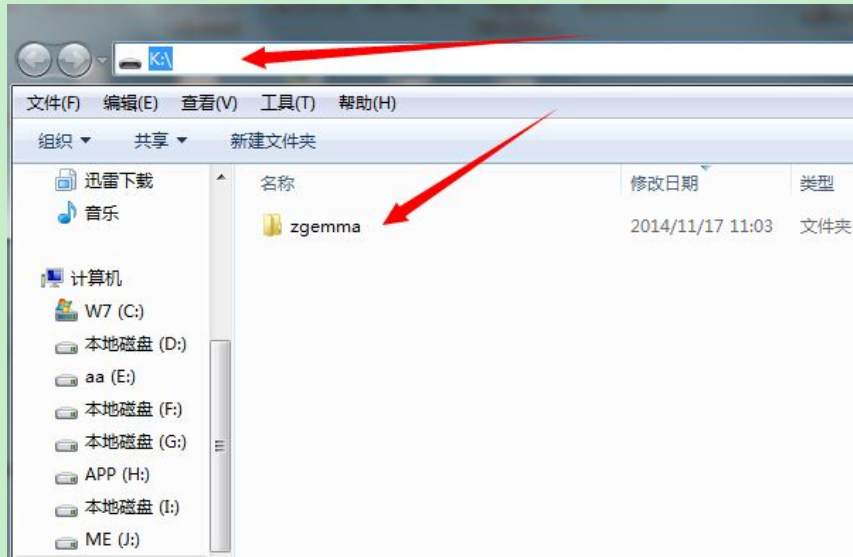


## ZGEMMA H1/2S /H2/S Update Steps

1, Download ZGEMMA H1/2S /H2/S software, as below:



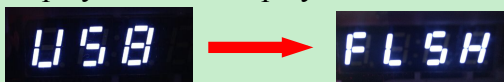
2, Unzip it and copy the Zgemma folder to the USB Driver, as below



3, Plug the USB to the **back panel USB port**.

4, Power on,

5, Press the **Power Key** on the front panel after you see “USB” on the display. Then the display shows “Flash”



6, Wait Until the decoder restart Automatically.

7, no need power off, just take off the USB when the receiver is working.

**PLS NOTE THAT:THE DECODER ONLY SUPPORT UPGRADE THROUGH BLACK PANEL USB PORT**